HYDAC INTERNATIONAL



VD / VR ... GD
Electronic clogging indicator

Description:

The electronic clogging indicator in GD design is intended for use on HYDAC filters. It works on an electronic basis and issues an analogue pressure signal as well as a switching contact for processing in controls.

The indicator replaces the old VD / VR … GC.0 version.

The media compatibility includes hydraulic oils, lubrication oils, HFD fluids as well as all further environment-friendly fluids. [1)]

Technical data:

Indicator type	VD – Differential pressure	VR – Return line
Input data		
Measurement ranges	2, 5, 8 bar	2 bar
Permissible operating pressure	420 bar	25 bar
Mechanical connection	G ½ HN 28-22.1	G ½“
AF width	30	19
Recommended tightening torque	100 Nm	30 Nm
Parts in contact with the fluid	Connector: stainless steel O-Ring: FKM Profile seal ring: PTFE	Connector: galvanised steel Seal: FKM
Output data		
Output	1 analogue output + 1 switching output	
Analogue output	4 … 20mA current source	
Switching output	N/O / N/C	
Pressure peak suppression	without / 10 seconds	
Cold start suppression	without / 25 °C	
Environmental Conditions		
Compensated temperature range	+20 °C … +70 °C	-25 °C … +85 °C
Operating temperature range	-30 °C … +85 °C	-10 °C … +100 °C
Storage temperature range	-40 °C … +100 °C	
CE mark	EN 61000-6-1 / 2 / 3 / 4	
Protection type to DIN EN 60529 [2)]	IP 67	
Other data		
Electrical connection	M12x1 (4-pin)	
Supply voltage	9 to 35 V DC	
Residual ripple of supply voltage	≤ 5 %	
Current consumption	≤ 25 mA	
Service life	> 10 million cycles	
Weight	184 g	92 g

Remark: Short circuit protection of the supply voltage, overvoltage protection, override protection and short circuit protection are provided.

[1)] Media compatible with HFC fluids by request.

[2)] With mounted mating connector in corresponding protection type

Pin connections:

M12x1, 4 pin

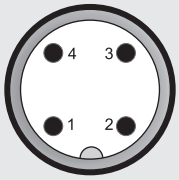

Pin	Designation
1	$+U_B$
2	Analogue
3	0V
4	SP1 (Alarm)

Model Code:

Type code	Type	Material no.	Switching pressure	Seal	Switching pressure	Pressure peaks	Temperature suppression
VR 2 GD.0 /-V-113	VR	1332695	2 bar	FKM	N/O contact	10 s	Yes
VR 2 GD.0 /-V-123		1332696			N/C contact	10 s	Yes
VR 2 GD.0 /-V-110		1332697			N/O contact	No	No
VR 2 GD.0 /-V-120		1332698			N/C contact	No	No
VD 2 GD.0 /-V-113	VD	1332699	2 bar	FKM	N/O contact	10 s	Yes
VD 2 GD.0 /-V-123		1332700			N/C contact	10 s	Yes
VD 2 GD.0 /-V-110		1332701			N/O contact	No	No
VD 2 GD.0 /-V-120		1332702			N/C contact	No	No
VD 5 GD.0 /-V-113	VD	1332703	5 bar	FKM	N/O contact	10 s	Yes
VD 5 GD.0 /-V-123		1332704			N/C contact	10 s	Yes
VD 5 GD.0 /-V-110		1332705			N/O contact	No	No
VD 5 GD.0 /-V-120		1332706			N/C contact	No	No
VD 8 GD.0 /-V-113	VD	1332707	8 bar	FKM	N/O contact	10 s	Yes
VD 8 GD.0 /-V-123		1332708			N/C contact	10 s	Yes
VD 8 GD.0 /-V-110		1332709			N/O contact	No	No
VD 8 GD.0 /-V-120		1332710			N/C contact	No	No

Dimensions:

VD … GD

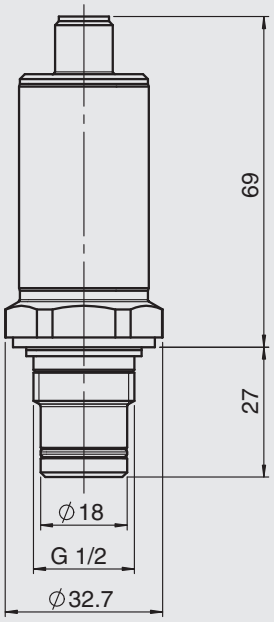

VR … GD

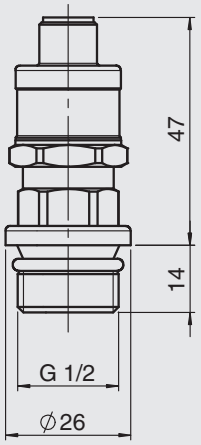

Note:

The information in this brochure relates to the operating conditions and applications described.

For applications and/or operating conditions not described please contact the relevant technical department.

Subject to technical modifications.

HYDAC FILTERTECHNIK GMBH
Industriegebiet
D-66280 Sulzbach/Saar
Tel. +49 (0)6897 509-01
Fax +49 (0)6897 509-300
E-mail: filter@hydac.com
Internet: www.hydac.com